Viewtech Louvre Models

Operable Aluminium Louvre System

SKYMAX

Viewtech Louvre Models

Louvre Model	Width	Thickness	Specifications
Viewtech 195 Model	195	31	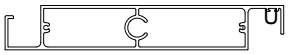
Viewtech 215 Model	215	35	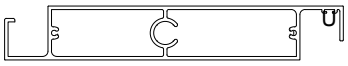
Viewtech 235 Model	235	40	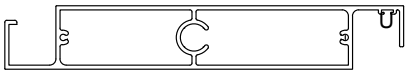
Viewtech 275 Model	275	46	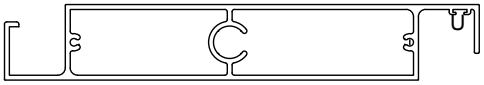

Typical Applications

NB: Suitable substrates for this standard fixing method include precast cement and steel or timber frame.

All other substrates included brickwork, Hebel or A/C panel, steel sheeting over top-hat or timber cladding **will** require additional engineered reinforcing.

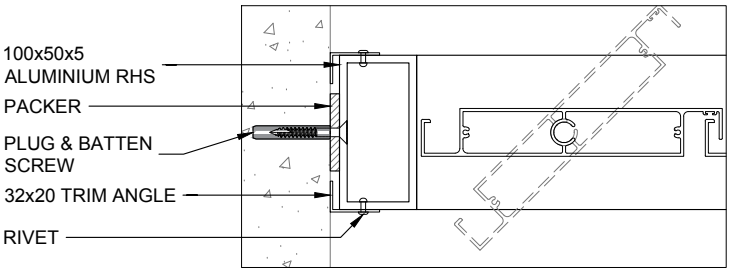

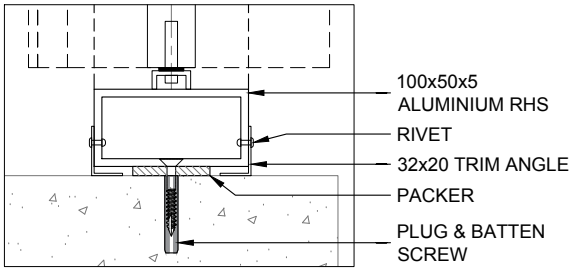

info@skymax.com.au skymax.com.au 1300 929 743

Sydney Showroom - 3 Tilley Lane, Frenchs Forrest NSW 2086, Australia (By Appointment)

SKYMAX

Viewtech Louvre Models

Project Applications

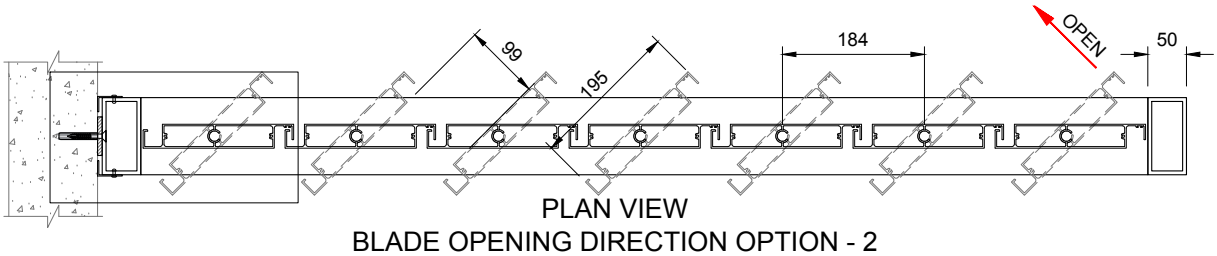

PLAN VIEW
BLADE OPENING DIRECTION OPTION - 2

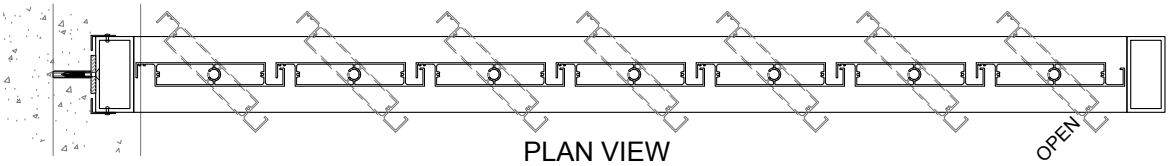

PLAN VIEW
BLADE OPENING DIRECTION OPTION - 1

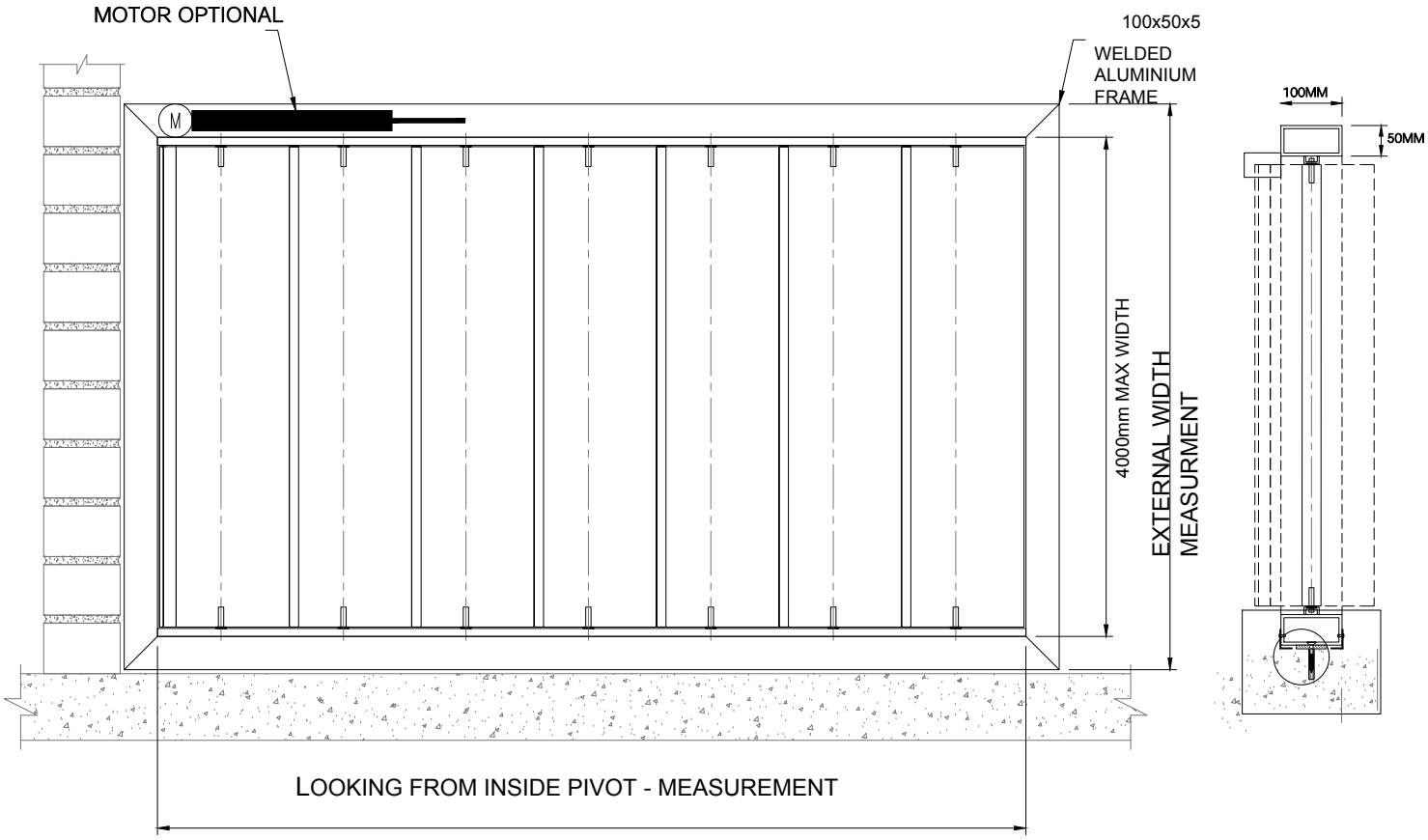

Typical Applications

NB: Suitable substrates for this standard fixing method include pre-cast cement and steel or timber frame.

All other substrates included brickwork, Hebel or A/C panel, steel sheeting over top-hat or timber cladding will require additional engineered reinforcing.

info@skymax.com.au skymax.com.au 1300 929 743

Sydney Showroom - 3 Tilley Lane, Frenchs Forrest NSW 2086, Australia (By Appointment)

SKYMAX

Viewtech Louvre Models

Fixing Details - Reveal Applications

Reveal Fixing - Vertical Louvres

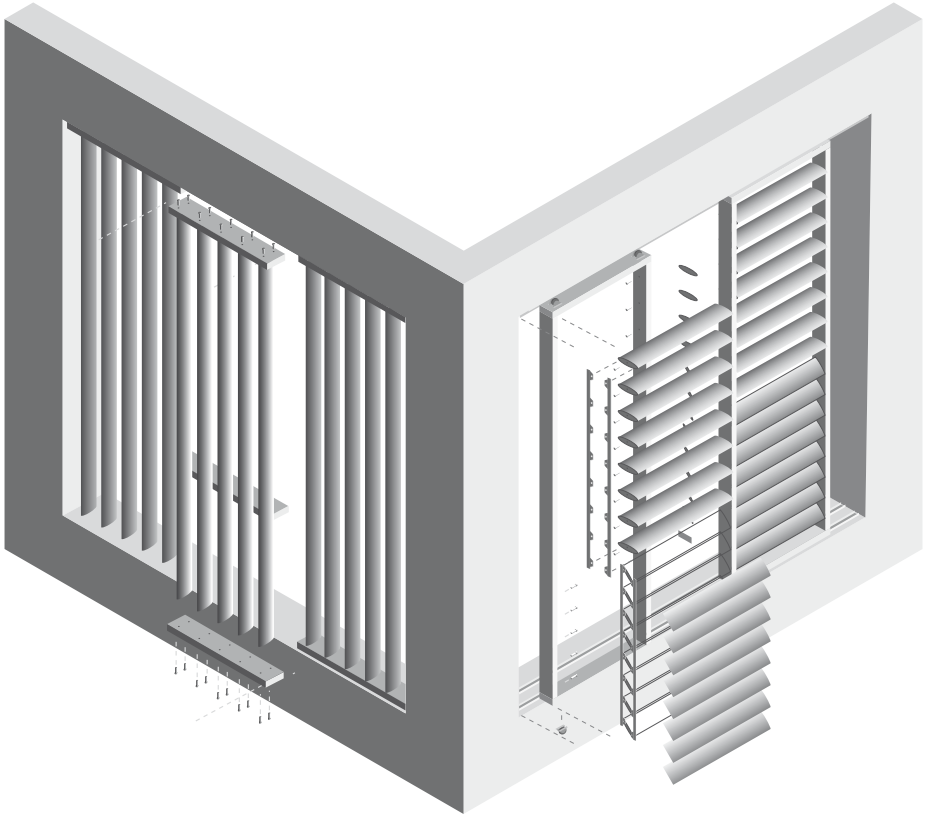

Reveal Fixing - Horizontal Louvres

Typical Applications

NB: Suitable substrates for this standard fixing method include pre-cast cement and steel or timber frame.

All other substrates included brickwork, Hebel or A/C panel, steel sheeting over top-hat or timber cladding will require additional engineered reinforcing.